

## TELLUS-LØV



- Design-protected LØV perforation
- Excellent with low temperatures
- Adjustable slot height
- Box lined with sound absorber in polyester
- Available for high-profile design
- Optional with centered spread pattern for large installation heights

### APPLICATION

Tellus-LØV is a circular supply diffuser for exposed installation. It offers excellent induction and is suitable for both constant and variable air flow rates. The diffuser is also available with pass-through function.

#### Design

Tellus-LØV features a removable front panel with LØV perforation and adjustable slot height. Rotational pattern is supplied as standard. Other flow patterns are available on request. The box is insulated with a sound absorber in polyester and is equipped with measuring outlet and removable airflow adjustment damper. Available in high-profile or low-profile design. The high-profile version is also available in pass-through design as shown in fig. 3.

### DESCRIPTION

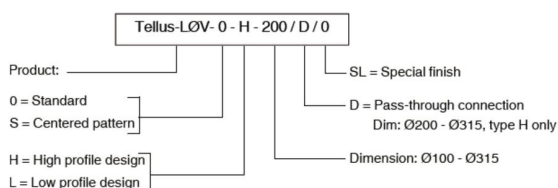
#### Materials and surfaces

The diffuser is made of steel with a RAL 9003 - gloss 30 finish. Other colours are available on request. It is internally lined with a sound absorber in polyester, and the connection collar is fitted with an EPDM rubber gasket.

### INSTALLATION

The diffuser is mounted by attaching the threaded rod to the screw socket in the upper part of the box. This is an M8-threaded mounting point. Use of M6-threaded rod requires nut and washer inside the box.

### INFORMATION TECHNIQUE




**Example:**

Tellus-LØV-0-H-200/D/0


**Explanation:**

Tellus-LØV with standard pattern, high profile design, dimension Ø200, with pass-through connection.

 **QUICK SELECTION, Tellus-LØV-H/L**

Tellus-LØV	[m <sup>3</sup> /h]		
Dim.	25 dB(A)	30 dB(A)	35 dB(A)
100	61	101	151
125	108	144	194
160	169	227	292
200	259	331	428
250	378	468	594
315	590	763	954

Table 1: The table shows air flow rates at given sound power levels and 30 Pa total pressure loss.

 **QUICK SELECTION, Tellus-LØV-H/D**

Quick selection for maximum slot height of Tellus-LØV type D together with Tellus-LØV-H, as a unit

Tellus-LØV HD	[m <sup>3</sup> /h]		
Dim.	25 dB(A)	30 dB(A)	35 dB(A)
200	270	382	547
250	360	468	788
315	594	871	1260

Table 2, The table shows air flow rates at given sound power levels and 30 Pa total pressure loss