



ASW

ASW

HIT AND MISS DAMPERS, MADE OF SHEET STEEL, FOR INSTALLATION INTO RECTANGULAR DUCTS

Hit and miss damper with airflow straighteners

- Nominal sizes 225 × 75 to 1225 × 325 mm
- Perimeter angle section frame

Application

Application

- Type ASW hit and miss damper for supply air and extract air
- Adjustable segments for volume flow rate balancing
- Airflow straighteners create a homogeneous and uniform airflow
- For installation into rectangular ducts

Nominal sizes

- Nominal length: 225, 325, 425, 525, 625, 825, 1025, 1225 mm
- Nominal height: 75, 125, 225, 325, 425, 525 mm

Description

Parts and characteristics

- Angle section frame
- Hit and miss damper for flow adjustment
- Airflow straighteners on the hit and miss damper elements for achieving a uniform air discharge

Construction features

- Angle section frame without fixing holes

Materials and surfaces

- Angle section frame and hit and miss damper elements made of sheet steel
- Angle section frame and hit and miss damper elements dip coated RAL 9005, jet black

Maintenance

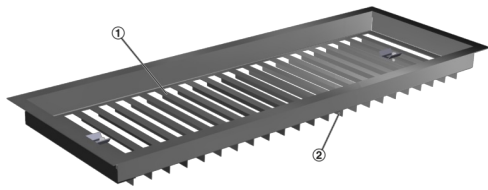
- Maintenance-free as construction and materials are not subject to wear
- Inspection and cleaning to VDI 6022

TECHNICAL INFORMATION

Function, Technical data, Specification text, Order code



Schematic illustration of ASW



- ① Hit and miss damper, blade for flow adjustment
- ② Airflow straightener

Nominal sizes	225 × 75 to 1225 × 525 mm
----------------------	---------------------------

Damper units, rectangular, made of galvanised sheet steel, for supply and extract air. Installation preferably in rectangular ducts.

Ready-to-install component which consists of an angle section frame and hit and miss damper elements with airflow straighteners for flow adjustment and for achieving a uniform air discharge.

Materials and surfaces

- Angle section frame and hit and miss damper elements made of sheet steel
- Angle section frame and hit and miss damper elements dip coated RAL 9005, jet black

Technical data

- Nominal sizes: 225 × 75 to 1225 × 525 mm

Sizing data

- V _____ [m³/h]
- Δp_t _____ [Pa]

Air-regenerated noise

- L_{WA} _____ [dB(A)]

This specification text describes the general properties of the product. Texts for variants can be generated with our Easy Product Finder design programme.

Order example: ASW/625×225

Nominal size	625 × 225 mm
--------------	--------------

ASW / 825×125



1 Type

ASW Hit and miss damper

2 Nominal size [mm]

L × H

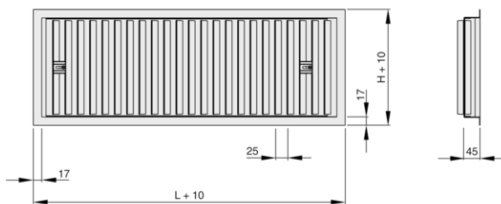
Dimensions and weight

The weight table shows the available nominal sizes

ASW

H	L [mm]							
	225	325	425	525	625	825	1025	1225
H	m							
mm	kg							
75	0.4	0.5	0.6	0.8	0.9	1.2	1.4	1.7
125	0.5	0.7	0.9	1.1	1.3	1.7	2.1	2.5
225		1.2	1.5	1.8	2.2	2.8	3.4	4.1
325			2.1	2.6	3.0	3.9	4.7	5.6

ASW



L Nominal length
H Nominal height

Installation and commissioning

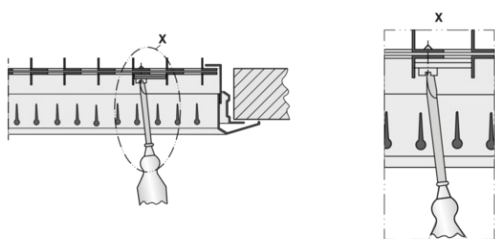
- Installation preferably in rectangular ducts
- Fix the angle section frame with screws or rivets

Volume flow rate balancing

When several ventilation grilles are installed on the same duct, it may be necessary to balance the volume flow rates.

- Damper unit with hit and miss damper, adjustable, secured with a locking screw

Volume flow rate balancing -S



Attachments -AS, -KS, -RS and Type ASW

Principal dimensions

L [mm]

Nominal length of the ventilation grille

H [mm]

Nominal height of the ventilation grille

m [kg]

Weight

Nomenclature

L_{WA} [dB(A)]

Sound power level of the air-regenerated noise

V [m³/h] and [l/s]

Volume flow rate

Δp_t [Pa]

Total differential pressure

l_s [m]

Distance from single grille or horizontal run section (throw distance)