

AGW

## AGW

### DAMPER UNITS, MADE OF DIP COATED SHEET STEEL, FOR INSTALLATION INTO RECTANGULAR DUCTS

Damper units with opposed action blades

- Nominal sizes 225 × 75 – 1225 × 525 mm
- Perimeter angle section frame

## Application

---

### Application

- Type AGW damper units for supply air and extract air
- Adjustable blades for volume flow rate balancing
- For installation into rectangular ducts

### Nominal sizes

- Nominal length: 225, 325, 425, 525, 625, 825, 1025, 1225 mm
- Nominal height: 75, 125, 225, 325, 425, 525 mm

Other dimensions upon request

## Description

---

### Parts and characteristics

- Angle section frame
- Front border
- Adjustable transverse blades, opposed action

### Construction features

- Centrally supported blades
- Angle section frame without fixing holes

### Materials and surfaces

- Angle section frame and blades made of sheet steel
- Angle section frame and blades dip coated RAL 9005, jet black

### Maintenance

- Maintenance-free as construction and materials are not subject to wear


- Inspection and cleaning to VDI 6022

## TECHNICAL INFORMATION

Function, Technical data, Specification text, Order code



### Schematic illustration of AGW



① Blade for flow adjustment

<b>Nominal sizes</b>	225 × 75 to 1225 × 525 mm
----------------------	---------------------------

Damper units, rectangular, made of sheet steel, for supply and extract air. Installation preferably in rectangular ducts.

Ready-to-install component which consists of an angle section frame and transverse opposed action blades for flow adjustment.

#### Materials and surfaces

- Angle section frame and blades made of sheet steel
- Angle section frame and blades dip coated RAL 9005, jet black

#### Technical data

- Nominal sizes: 225 × 75 to 1225 × 525 mm

#### Sizing data

- $V$  \_\_\_\_\_ [m<sup>3</sup>/h]
- $\Delta p_t$  \_\_\_\_\_ [Pa]

Air-regenerated noise

- $L_{WA}$  \_\_\_\_\_ [dB(A)]

This specification text describes the general properties of the product. Texts for variants can be generated with our Easy Product Finder design programme.

Order example: AGW/625×225

Nominal size	625 × 225 mm
--------------	--------------

# AGW / 825×125



**1** Type

AGW Damper  
unit

**2** Nominal size [mm]

L × H

## Dimensions and weight

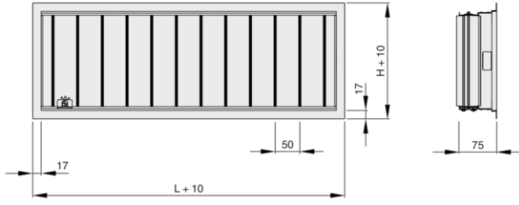


The weight table shows the available nominal sizes

### AGW

H	L [mm]							
	225	325	425	525	625	825	1025	1225
H	m							
mm	kg							
75	0.5	0.6	0.8	1.0	1.2	1.5	1.9	2.3
125	0.6	0.8	1.0	1.2	1.4	1.8	2.3	2.7
225		1.1	1.3	1.6	1.9	2.4	2.9	3.5
325			1.7	2.0	2.3	3.0	3.6	4.3
425					2.8	3.5	4.3	5.1
525							5.0	5.9

### AGW



L Nominal length  
H Nominal height

## Installation details, Commissioning, Basic information and nomenclature



### Installation and commissioning

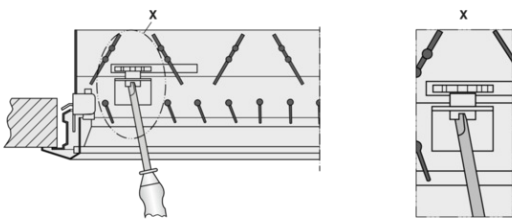
- Installation preferably in rectangular ducts
- Fix the angle section frame with screws or rivets

### Volume flow rate balancing

When several ventilation grilles are installed on the same duct, it may be necessary to balance the volume flow rates.

- Damper unit with opposed action blades, adjustable, secured with a locking screw

### Volume flow rate balancing -\*G



Attachments -AG, -DG and Types AGW, DGW

**Principal dimensions****L [mm]**

Nominal length of the ventilation grille

**H [mm]**

Nominal height of the ventilation grille

**m [kg]**

Weight

**Nomenclature** **$L_{WA}$  [dB(A)]**

Sound power level of the air-regenerated noise

**V [m<sup>3</sup>/h] and [l/s]**

Volume flow rate

 **$\Delta p_t$  [Pa]**

Total differential pressure

 **$l_s$  [m]**

Distance from single grille or horizontal run section (throw distance)